

## MRC series

### C3-E2x

11-pin standard relays, sensitive, 2-pole, according to IEC 67-I-18a

# RELECO

<b>Type</b>	<b>C3-E2x/ DC... V</b> Sensitive relays, 500 mW, 2 change-over contacts		
<b>Operating range</b>	<b>0,8 ... 1,7 x U<sub>N</sub></b>		
<b>Maximum contact load</b>	<b>6 A/250 V</b>	<b>AC1</b>	<b>6 A/30 V DC1</b>
<b>Recommended minimum contact load</b>	<b>1 mA/10 V</b> (with 10 μm Au) <b>10 mA/10 V</b> (standard contact)		

#### Contacts

Material	Standard,	Code 4	AgNi + 0,2 μ Au
	Optional,	Code 8	AgNi + 10 μ Au
Rated current	6 A		
Switch-on current max. (20 ms)	15 A		
Switching voltage max.	250 V		
AC load	1,5 kVA		
DC load	see Fig. 2		

#### Coil

Coil resistance	see table; tolerance ± 10 %
Pick-up voltage	≥ 0,8 x U <sub>N</sub>
Release voltage	≥ 0,1 x U <sub>N</sub>
Nominal power	500 mW

#### Coil table

VDC	Ω	mA
24	1K1	21
48	4K6	10
60	7K2	8,3
110	24K2	4,5

#### Insulation

	Volt rms, 1 min
Contact open	1000 V
Contact/contact	2,5 kV
Contact/coil	2,5 kV
Insulation resistance at 500 V	≥1 GΩ
Insulation, IEC 61810-5	2,5 kV/3

#### Specifications

Ambient temperature operation/storage	-40 (no ice)...60 °C / -40 ... 80 °C
Pick-up time/bounce time	18 ms/≤ 3 ms
Release time/bounce time	10 ms/≤ 1 ms
Mechanical life	AC: 10 Mill./DC: 20 Mill. switching cycles
AC voltage endurance at rated load	≥100000 switching cycles
Switching frequency at rated load	≤ 1200/h
Protection class	IP40
Weight	90 g

#### Standard types

**DC 24, 48, 110, 220**

**Free wheeling diode**

**Polarity and free wheeling diode**

**C3-E24/DC ... V**

**C3-E24D/DC ... V**

**C3-E24F/DC ... V**

**C3-E28/DC ... V**

**C3-E28D/DC ... V**

**C3-E28F/DC ... V**

**Conncting of diodes to the coil will increase the release time.**

**LED available upon request.**

"..." Enter the voltage for full type designation

#### Accessories

Socket:

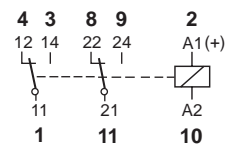
Operational accessories (blanking plug):

**S3-B, S3-S, S3-L, S3-P, S3-P0**

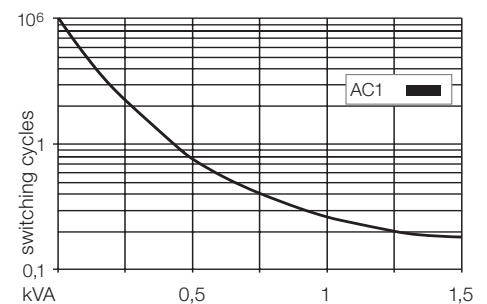
**SO-NP, SO-OP**



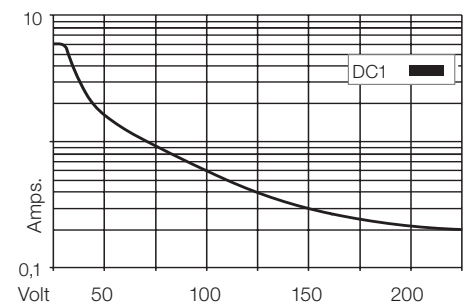
#### Connection diagram



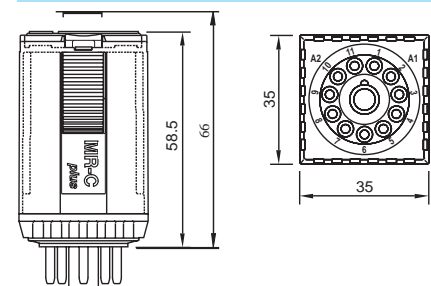
**Fig. 1 AC voltage endurance**



**Fig. 2 DC load limit curve**



#### Dimensions [mm]



#### Technical approvals, conformities



IEC 61810; EN 60947



**Kühn Controls AG**

**Notes:**

You want more information about this product, please call us: tel: +49 (0)7082-940000 or send us a fax: +49 (0)7082-940001, or email: [sales@kuehn-controls.de](mailto:sales@kuehn-controls.de) or visit our Website: [www.kuehn-controls.de](http://www.kuehn-controls.de)