

MRC series

C4-A4x

14-pin, standard relay, 4-pole, plug-in, faston

Type	C4-A4x/ ... V Standard relays, 4 change-over contacts		
Maximum contact load	10 A/250 V AC1	0,5 A/110 V DC1	
	10 A/30 V DC1	0,2 A/220 V DC1	
Recommended minimum contact load	1 mA/10 V (with 10 µm Au) 10 mA/10 V (standard contact)		

Contacts			
Material	Standard	Code 0	AgNi
	Optional	Code 8	AgNi + 10 µ Au
	Optional	Code 9	AgNi + 0,2 µ Au
Rated current	10 A		
Switch-on current max. (20 ms)	30 A		
Switching voltage max.	250 V		
AC load	2,5 kVA		
DC load	see Fig. 2		

Coil			
Coil resistance	see table; tolerance ± 10 %		
Pick-up voltage	≥ 0,8 x U _N		
Release voltage	≥ 0,1 x U _N		
Nominal power	2,4 VA (AC)/1,4 W (DC)		

Coil table					
VAC	Ω	mA	VDC	Ω	mA
24	65	100	24	414	58
48	286	50	48	1K6	30
115	1K7	21	110	8K1	13
230	6K8	10	220	35K7	6,2


Insulation		Volt rms, 1 min
Contact open		1000 V
Contact/contact		2,5 kV
Contact/coil		2,5 kV
Insulation resistance at 500 V		≥1 GΩ
Insulation, IEC 61810-5		2,5 kV/3

Specifications	
Ambient temperature operation/storage	-40 (no ice)...60 °C /-40 ... 80 °C
Pick-up time/bounce time	20 ms/≤ 3 ms
Release time/bounce time	8 ms/≤ 1 ms
Mechanical life	AC: 10 Mill./DC: 20 Mill. switching cycles
AC voltage endurance at rated load	≥100000 switching cycles
Switching frequency at rated load	≤ 1200/h
Protection class	IP40
Weight	90 g

Standard types		
AC 50 Hz/60 Hz: 24, 48, 115, (120), 230, (240) LED	C4-A40/AC ... V C4-A40X/AC ... V	C4-A48/AC ... V C4-A48X/AC ... V
DC 24, 48, 110, 220 LED	C4-A40/DC ... V C4-A40X/DC ... V	C4-A48/DC ... V C4-A48X/DC ... V
Free wheeling diode	C4-A40DX/DC ... V C4-A40FX/DC ... V	C4-A48DX/DC ... V C4-A48FX/DC ... V
Polarity and free wheeling diode		
AC/DC bridge rectifier 24 V, 48 V, 60 V	C4-A40BX/UC ... V	C4-A48BX/UC ... V

"..." Enter the voltage for full type designation

Accessories	
Socket:	S4-B, S4-L, S4-P, S4-P0
Operational accessories (blinking plug):	SO-NP, SO-OP



Connection diagram

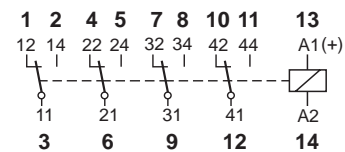


Fig. 1 AC voltage endurance

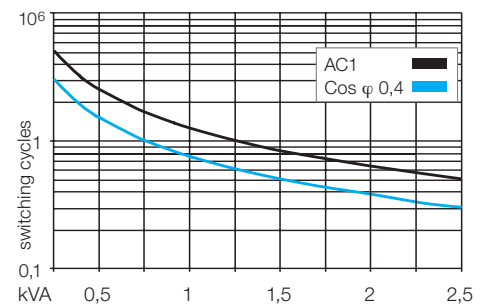
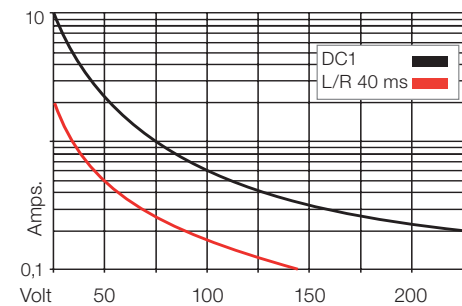
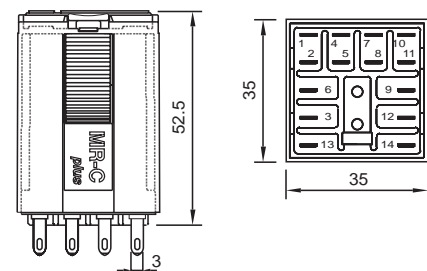


Fig. 2 DC load limit curve



Dimensions [mm]



Technical approvals, conformities



IEC 61810; EN 60947



Kühn Controls AG

Notes:

You want more information about this product, please call us: tel: +49 (0)7082-940000 or send us a fax: +49 (0)7082-940001, or email: sales@kuehn-controls.de or visit our Website: www.kuehn-controls.de