

MRC series
C5-R2x
11-pin, remanence relay, 2-pole, faston

Type **C5-R2x/ ... V**
 Magnetic latching – Remanence relays
 2 change-over contact, 10A

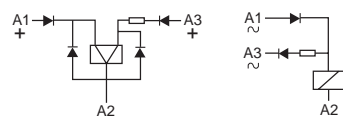
Maximum contact load **10 A/400 V AC1** **10 A/30 V DC1**
6 A/250 V AC15 **0,5 A/110 V DC1**

Recommended minimum contact load **10 mA/10 V**

Kontakt
 Material Standard Code 0 AgNi
 Rated current 10 A
 Switch-on current max. (20 ms) 30 A
 Switching voltage max. 400 V
 AC load 4 kVA
 DC load see Fig. 2

Coil
 Coil resistance see table; tolerance ± 10 %
 ON pulse power 1,5 VA/W
 OFF pulse power 0,5 VA/W
 1 winding for AC, 2 winding for DC

Internal Diagram:



Coil table

VAC	EIN/mA	mA	VDC	EIN/mA	mA
24	75	12	12	125	41
48	38	6	24	63	21
115	16	2,5	48	31	10
230	8	1,3	110	14	4,5

Insulation Volt rms, 1 min
 Contact open 1000 V
 Contact/contact 4 kV
 Contact/coil 4 kV
 Insulation resistance at 500 V ≥3 GΩ
 Insulation, EN 60947/IEC 61810-5 4 kV/3

Specifications
 Ambient temperature operation/storage -40 (no ice)...60 °C /-40 ... 80 °C
 Minimum pulse ON/OFF 50 ms
 Mechanical life AC: 10 Mill./DC: 20 Mill. switching cycles
 AC voltage endurance at rated load ≥100000 switching cycles
 Switching frequency at rated load ≤ 1200/h
 Protection class IP40
 Weight 95 g

Standard types
AC 50 Hz/60 Hz: 24, 48, 115, (120), 230, (240) **C5-R20/AC ... V**
DC : 12, 24, 48, 110, 220 **C5-R20/DC ... V**

"..." Enter the voltage for full type designation

Accessories
 Socket: **S5-S, S5-L, S5-P, S5-P0**
 Operational accessories (blanking plug): **SO-NP, SO-OP**



Connection diagram

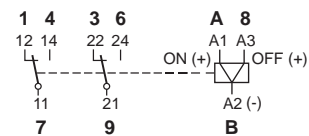


Fig. 1 AC voltage endurance

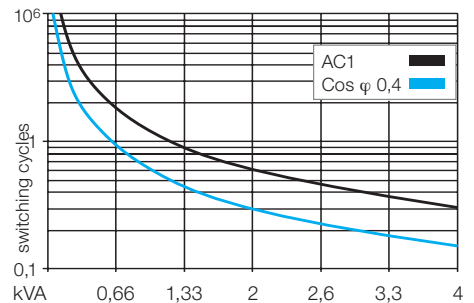
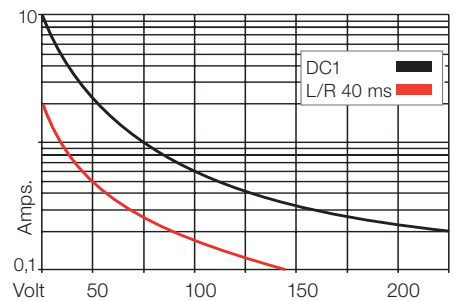
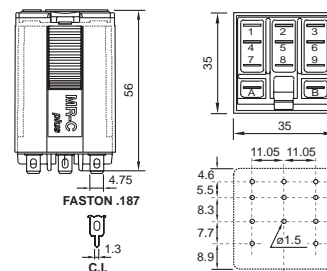


Abb. 2 DC voltage endurance



Dimensions [mm]



Technical approvals, conformities



IEC 61810



Kühn Controls AG

Notes:

You want more information about this product, please call us: tel: +49 (0)7082-940000 or send us a fax: +49 (0)7082-940001, or email: sales@kuehn-controls.de or visit our Website: www.kuehn-controls.de