

QRC series
C9-R2x
9-pin, miniature remanence relay, 2-pole, plug-in, faston

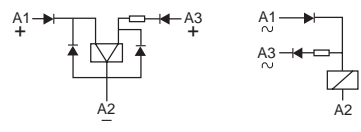
Type **C9-R2x/ ... V**
 Magnetic latching relay
 2 change-over contacts

Maximum contact load **5 A/120V AC1**
5 A/30 V DC1
Recommended minimum contact load **10 mA/10 V**

Contacts
 Material Standard Code 1 AgNi + 0,2 μ Au
 Rated current 5 A
 Switch-on current max. (10 ms) 15 A
 Switching voltage max. 120V
 AC load 600 kVA
 DC load see Fig. 2

Coil
 Coil resistance see table; tolerance ± 10 %
 ON pulse power 1,2 VA/W
 OFF pulse power 0,3 VA/W
 1 winding for AC, 2 winding for DC

Internal Diagram:



Coil table

VAC	Ω	mA	VDC	Ω	mA
24	50	8	12	100	25
48	25	4	24	50	12
115	10	2	48	25	6
			60	20	5


Insulation Volt rms, 1 min
 Contact open 1000 V
 Contact/contact 2 kV
 Contact/coil 2 kV
 Insulation resistance at 500 V ≥1 GΩ
 Insulation, IEC 61810-5 2,5 kV/3

Specifications
 Ambient temperature operation/storage -40 (no ice)...60 °C /-40 ... 80 °C
 Minimale Impulslänge für EIN/AUS 50 ms
 Mechanical life AC: 10 Mill./DC: 20 Mill. switching cycles
 AC voltage endurance at rated load ≥100000 switching cycles
 Switching frequency at rated load ≤ 1200/h
 Protection class IP40
 Weight 43 g

Standard types
AC 50 Hz/60 Hz: 24, 48, 115, (120), 230, (240) **C9-R21/AC ... V**
DC 12, 24, 48, 60 **C9-R21/DC ... V**

"..." Enter the voltage for full type designation

Accessories
 Socket: **S9-M, S9-L, S9-P, S9-P0**
 Operational accessories (blanking plug): **S9-NP, S9-OP**



Connection diagram

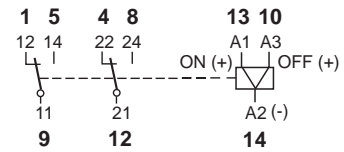


Fig. 1 AC voltage endurance

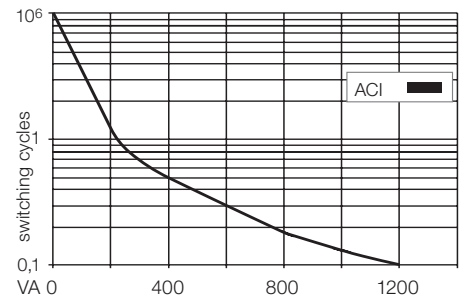
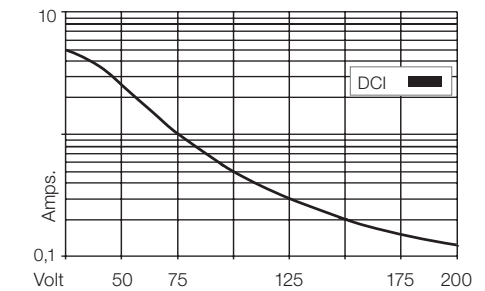
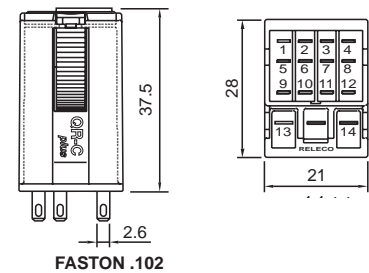


Fig. 2 DC load limit curve



Dimensions [mm]



Technical approvals, conformities





Kühn Controls AG

Notes:

You want more information about this product, please call us: tel: +49 (0)7082-940000 or send us a fax: +49 (0)7082-940001, or email: sales@kuehn-controls.de or visit our Website: www.kuehn-controls.de