

Timecube CT2, CT3 8- and 11-pin Timecube®


Type

CT2/CT3

The CT2 or CT3 Timecube is an electronic timer that is inserted between the plug-in industrial relay and the socket.

The result is a modular, complete time-delay relay without additional space requirement.

The CT modules are suitable for all 8- and 11-pin standard industrial relays according to IEC 67 (i.e. C2, C3 series) and for industrial relays from other manufacturers.

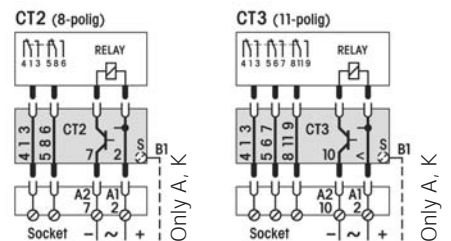


Specifications

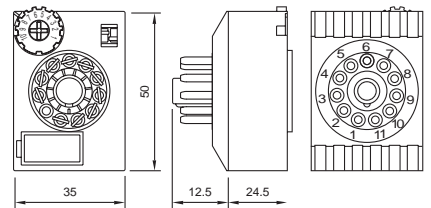
Operating voltage	9,5 ... 275 V, see list
Ambient temperature operation/storage	-25 ... + 60 °C/-40 ... 70 °C
Housing material	Noryl SE1 or similar (UL94V-1)
Protection class (DIN 40050)	IP40
Weight	35 g
Time range	0.2 s ... 30 min., 4 sections
Min. control period	50 ms
Reset time	< 200 ms
Fine time adjustment	Potentiometer 1:15
Time range setting	

Range	DIP switch	Time
0,2 - 3 s		Adjusting knob
2 - 30 s		1 ... 10
0,2 - 3 min		
2 - 30 min		

Diagram



Dimensions [mm]



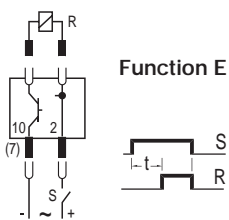
Only 11-pin version shown.
The dimension of the 8-pin version are identical

Technical approvals, conformities



CT2-E (8-pin), CT3-E (11-pin)

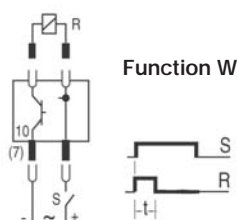
On delay
Function E



CT2-E30/S	9,5 ... 18 V	DC
CT2-E30/L	20 ... 65 V	UC
CT2-E30/H	90 ... 265 V	UC
CT3-E30/S	9,5 ... 18 V	DC
CT3-E30/L	20 ... 65 V	UC
CT3-E30/H	90 ... 265 V	UC

CT2-W (8-pin), CT3-W (11-pin)

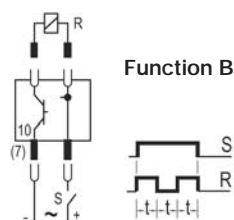
One shot
Function W



CT2-W30/S	9,5 ... 18 V	DC
CT2-W30/L	20 ... 65 V	UC
CT2-W30/H	90 ... 265 V	UC
CT3-W30/S	9,5 ... 18 V	DC
CT3-W30/L	20 ... 65 V	UC
CT3-W30/H	90 ... 265 V	UC

CT2-B (8-pin), CT3-B (11-pin)

Blinker
Function B




CT2-B30/S	9,5 ... 18 V	DC
CT2-B30/L	20 ... 65 V	UC
CT2-B30/H	90 ... 265 V	UC
CT3-B30/S	9,5 ... 18 V	DC
CT3-B30/L	20 ... 65 V	UC
CT3-B30/H	90 ... 265 V	UC

Note: The relay has to be selected according to the actual power supply voltage.

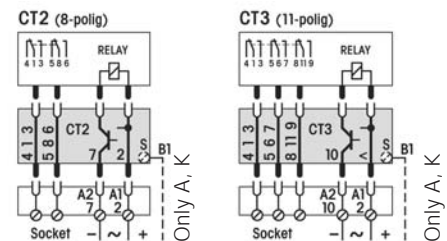
Timecube CT2, CT3 8- and 11-pin Timecube®

Type **CT2/CT3**
 The CT2 or CT3 Timecube is an electronic timer that is inserted between the plug-in industrial relay and the socket.
 The result is a modular, complete time-delay relay without additional space requirement.
 The CT modules are suitable for all 8- and 11-pin standard industrial relays according to IEC 67 (i.e. C2, C3 series) and for industrial relays from other manufacturers.



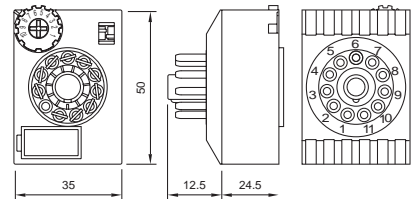
Specifications
 Operating voltage 9,5 ... 275 V, see list
 Ambient temperature operation/storage -25 ... + 60 °C/-40 ... 70 °C
 Housing material Noryl SE1 or similar (UL94V-1)
 Protection class (DIN 40050) IP40
 Weight 35 g
 Time range 0.2 s ... 30 min., 4 sections
 Min. control period 50 ms
 Reset time < 200 ms
 Fine time adjustment Potentiometer 1:15
 Time range setting

Diagram



Range	DIP switch	Time
0,2 - 3 s		Adjusting knob
2 - 30 s		1 ... 10
0,2 - 3 min		
2 - 30 min		

Dimensions [mm]



Only 11-pin version shown.
 The dimension of the 8-pin version are identical

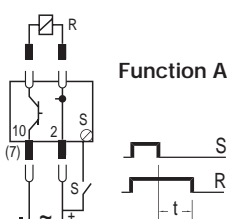
Technical approvals, conformities



CT2-A (8-pin), CT3-A (11-pin)

Switch-off delay

Function A

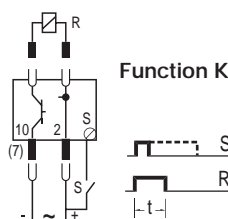


CT2-A30/S	9,5 ... 18 V	DC
CT2-A30/L	20 ... 65 V	UC
CT2-A30/M	90 ... 150 V	UC
CT2-A30/U	180 ... 265 V	UC
CT3-A30/S	9,5 ... 18 V	DC
CT3-A30/L	20 ... 65 V	UC
CT3-A30/M	90 ... 150 V	UC
CT3-A30/U	180 ... 265 V	UC

CT2-K (8-pin), CT3-K (11-pin)

Impulse-on

Function K



CT2-K30/S	9,5 ... 18 V	DC
CT2-K30/L	20 ... 65 V	UC
CT2-K30/M	90 ... 150 V	UC
CT2-K30/U	180 ... 265 V	UC
CT3-K30/S	9,5 ... 18 V	DC
CT3-K30/L	20 ... 65 V	UC
CT3-K30/M	90 ... 150 V	UC
CT3-K30/U	180 ... 265 V	UC

Note: The relay has to be selected according to the actual power supply voltage.



Kühn Controls AG

Notes:

You want more information about this product, please call us: tel: +49 (0)7082-940000 or send us a fax: +49 (0)7082-940001, or email: sales@kuehn-controls.de or visit our Website: www.kuehn-controls.de